


Note: Key data/information in this sample page is hidden, while in the report it is not.

2 Supply and demand of crops in China

2.1 Supply of crops in China, 2011-2015

Output

Figure 2.1-1 Planting area of crops in China, 2011-2015e



Note: "e" means estimated

Source: National Bureau of Statistics of China and CCM

Figure 2.1-4 Output of seven main crops in China, 2011-2015




Note: Seven main crops include corn, rice, wheat, soybean, cotton, potato and rapeseed. The output of rapeseed in 2015 is estimated.

Source: National Bureau of Statistics of China and CCM

3 Introduction of seven main crops in China

3.1 Corn

Figure 3.1.2-1 China's import volume of corn, 2011-2015



Source: China Customs

3.1.3 Price

Figure 3.1.3-1 Annual market price of corn in China, 2011-2015




Source: CCM

3.1.4 Consumption

Consumption volume

Figure 3.1.4-1 Apparent consumption of corn in China, 2011-2015



Source: National Bureau of Statistics of China and China Customs